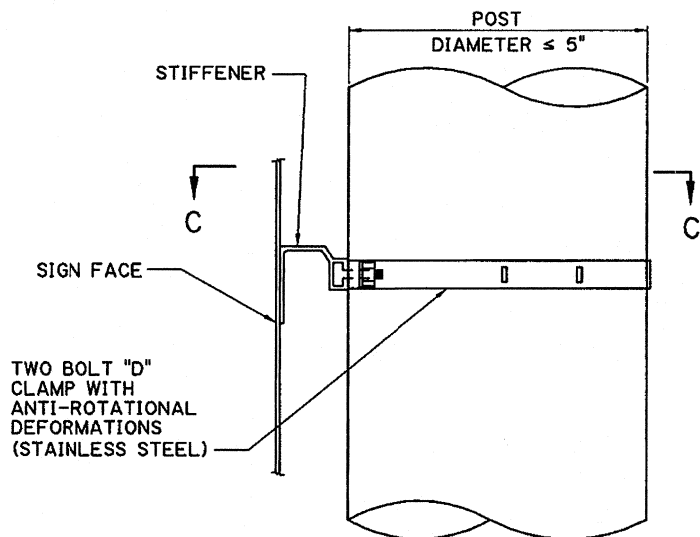
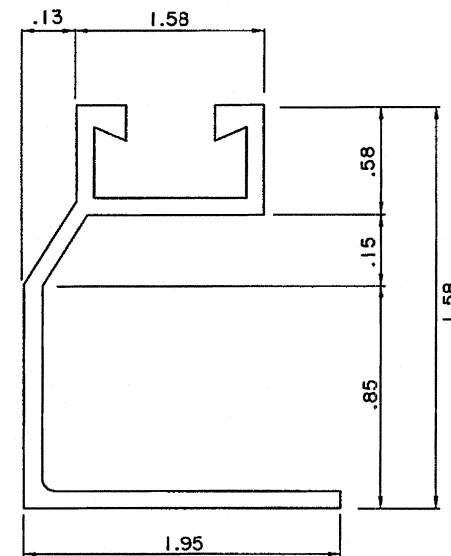


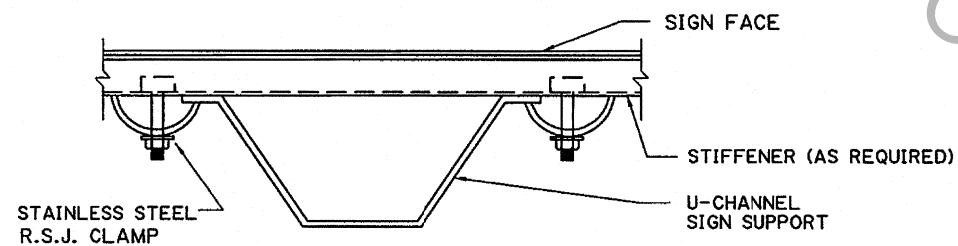
MOUNTING DETAIL (TYPE II)



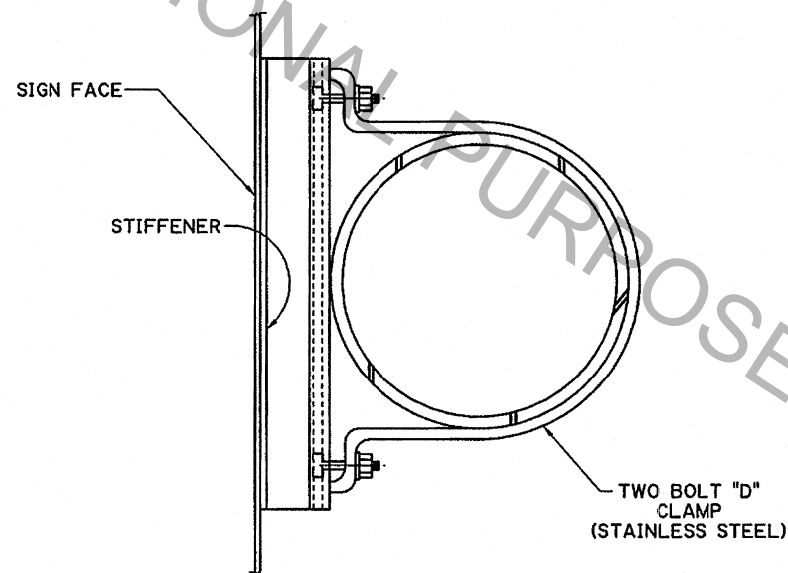
ELEVATION



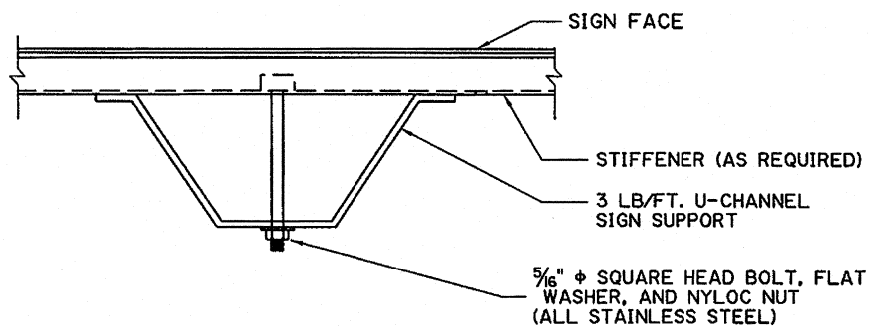
LARGE CORNER ANGLE EXTRUSION (ALTERNATE TO EXTRUSION STIFFENER)



SINGLE AND MULTIPLE STIFFENER



SECTION C-C



MULTIPLE - STIFFENER (OPTIONAL)

MOUNTING DETAIL (U-CHANNEL POST)

TYPE III & IV MOUNTING DETAIL

(FOR ALL POSTS $\leq 5"$ DIAMETER AND SIGNS ≤ 20 SQ. FT.)

NOTES:

ALL BOLTED ATTACHMENTS SHALL INCORPORATE SIGN-FIX STAINLESS STEEL $\frac{5}{16}"$ ϕ LIP-LOC BOLTS, FLAT WASHERS, AND NYLOC NUTS, UNLESS OTHERWISE NOTED.

SQUARE HEAD BOLTS SHALL HAVE HEADS DESIGNED TO FIT AND TRANSMIT LOAD TO THE BOLT SLOTS IN THE STIFFENER.

FOR BACK-TO-BACK MOUNTING ON ALL ROUND METAL POSTS $\leq 5"$ DIAMETER AND SIGNS ≤ 20 SQUARE FEET, USE EITHER:

- 1) BACK-TO-BACK CHANNEL CLAMPS
- 2) TWO BOLT "D" CLAMPS, STAGGERED, AND FACE IN OPPOSITE DIRECTIONS.

MOUNTING CLAMP REQUIRED AT EACH HORIZONTAL STIFFENER. THIS SHEET TO BE USED WITH WIND LOAD MAP AND GENERAL NOTE SHEET.

STATE OF LOUISIANA
 PAUL B. FOSSIER, JR.
 REG. No. 21026
 REGISTERED PROFESSIONAL ENGINEER
 IN CIVIL ENGINEERING

Paul B. Fossier, Jr.
 8/31/00

SHEET NUMBER		PARISH	FEDERAL PROJECT	STATE PROJECT
DESIGNED	A. ALLEN	CHECKED	A. ALLEN	DATE
DETAILER	E. DANIEL	CHECKED	JULY 2000	BY
NO.	4	DATE	11	REVISION DESCRIPTION
BRIDGE AND STRUCTURAL DESIGN				